

# والتش الذهب ١٠٠٠ GOLD MONSTER 1000

*Fully automatic detector for ultra-efficient gold recovery*

- Extra sensitive 45 kHz performance
- 5-in search coil included
- Waterproof design\*
- Easy quick start
- Universal shaft adapter



PERFORMANCE // IS EVERYTHING®

**M**  
**MINELAB**

“I found my first nugget within an hour; funnily enough it was in a detector scrape from previous excursions. All up I found many pieces of gold, the deepest being 3 inches in variable hot ground.”



**Jonathan Porter**  
Professional Gold Prospector, Australia

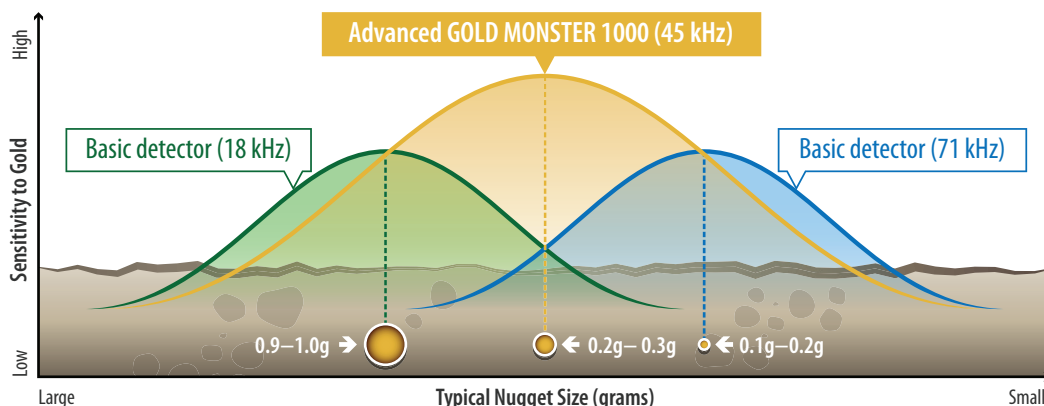
## GOLD MONSTER 1000 outperforms all other single frequency VLF gold detectors

Up until now, there has always been a compromise between frequency and sensitivity when optimising detector performance, because lower frequencies are more sensitive to larger gold nuggets and higher frequencies are more sensitive to smaller gold nuggets.

When comparing detectors, the three curves in the diagram represent each detector's ability to find small gold nuggets of a certain size, at a maximum possible depth. Most detectors will find a very large nugget just beneath the surface, however a detector's sensitivity to gold determines how many smaller nuggets will ultimately be recovered in difficult (noisy) ground at greater depths.

An 18 kHz detector will normally have a depth advantage on nuggets  $\geq 1.0$  g over a basic mid-frequency detector, and a 71 kHz detector will have a depth advantage on nuggets  $\leq 0.1$  g. The advanced GOLD MONSTER 1000 uses an intermediate 45 kHz frequency AND a high speed 24-bit signal processor. This primary combination greatly boosts sensitivity to gold beyond that of other single frequency VLF detectors over a wide range of nugget sizes, without introducing excess noise and false signals.

The GOLD MONSTER 1000 also has improved ferrous/non-ferrous discrimination and copes better with conductive (salty) soils than higher frequency detectors, making it the perfect choice to maximise your gold recovery.



Detector sensitivity comparisons are representative only. Actual performance will depend upon nugget size, detector settings and ground conditions.

Auto noise cancel • Digital electronics • Auto ground balance • Faster processor • Auto sensitivity

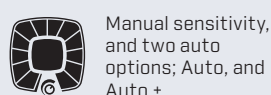
### 1. Gold Chance Indicator



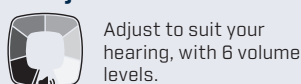
### 2. Detect Modes



### 3. Sensitivity Options



### 4. Adjustable Volume



<b>Detect Modes</b>	Gold (Iron reject), Deep All-Metal
<b>Discrimination</b>	Gold Chance Indicator (high/low)
<b>Ground Balance</b>	Automatic (Easy-Trak)
<b>Noise Cancel</b>	Automatic (On start-up)
<b>Sensitivity Adjust</b>	Manual (1-10), Auto (11), Auto + (12)
<b>Volume Adjust</b>	Manual 1-6
<b>Display</b>	Monochrome LCD
<b>Detector Length</b>	1382 mm - 944 mm (54.4"-37.2")
<b>Detector Weight (with 10" x 6" coil)</b>	1.33 kg (2.94 lbs) (excluding battery)
<b>Audio Output</b>	Internal speaker or headphones 3.5 mm (1/8")
<b>Coil (standard)</b>	GM05 (5" Double-D)
<b>* Waterproof/Splash proof</b>	Coils waterproof to 1 m (3 ft), Control box rain/splash proof
<b>Battery Options</b>	Li-Ion (included), 8 x AA Batteries (not included)
<b>Key Technology</b>	Ultra-wide dynamic range 45 kHz VLF

Visit [www.minelab.com](http://www.minelab.com) to find your nearest dealer

[www.minelab.com](http://www.minelab.com)

Images and graphics are for illustration purposes only; Items and specifications may vary from those shown. Minelab® and GOLD MONSTER 1000® are trademarks of Minelab Electronics Pty Ltd. 4907-01068-1-EN

